



USE OF FORCE

Annual Review & Analysis

A REVIEW OF USE OF FORCE INCIDENTS

By members of the

MARYLAND STATE POLICE

Between

JANUARY 1, 2023 - DECEMBER 31, 2023

Prepared by:

MSP Use of Force Committee
Major Stephen C. DeCerbo
Chairman

Table of Contents

Part I - Agency Message	3
Part II – Introduction	3
Part III – Overview	4
Part IV - Deadly Force	5
Part V - Complaints of Excessive Force	6
Part VI - Use of Force Statistics and Information	6
Part VII - Use of Force Litigation and Outcomes	16
Part VIII - Responding to Media and Community Groups	16
Part IX - Use of Force Review Committee	16
Part X - Deadly Force Review Committee	16
Part XI - Compliance with Policy	16
Part XII - Summary	17
Part XIII - Recommendations	17

PART I - AGENCY MESSAGE

Troopers may not use force against a person unless, under the totality of the circumstances, the force is reasonable, necessary and proportional to prevent an imminent threat of physical injury to a person or to accomplish a legitimate law enforcement objective. That force must be reasonable, necessary and proportional to prevent an imminent threat of physical injury to a person or to accomplish a legitimate law enforcement objective. The decision to use force requires careful attention and continual assessment of the situation, threats, options, and risks, with the goal of resolving the encounter peacefully. As part of its commitment to excellence, it is Maryland State Police (MSP) policy that the trooper's commander, a representative of the Internal Affairs Division (IAD) and a representative of the Education Training Division (ETD) review all use of force incidents. In cases where excessive force is alleged, the IAD may independently investigate the case.

The MSP understands that accountability and transparency are necessary elements in building confidence and trust between police agencies and the community. While the MSP is proud of its efforts to address use of force issues, the department remains committed to the idea of continuous self-improvement. The department's use of force policy (OPS 10.03) was updated in 2022 in order to comply with Maryland law, the Commission on Accreditation for Law Enforcement Agencies (CALEA) standards and law enforcement's national best practices.

PART II - INTRODUCTION

Troopers are permitted to employ force, including deadly force, when necessary and in accordance with law and MSP policy. In the field, troopers must evaluate each situation, often in a split second, to determine the level of resistance offered and ensure their response is appropriate. To ensure their competency, troopers receive extensive entry-level and annual in-service training focused on employing reasonable, necessary and proportional force, pursuant to [OPS 10.03](#). Due to law and policy updates, troopers may not use force against a person unless, under the totality of the circumstances, the force is reasonable, necessary and proportional to prevent an imminent threat of physical injury to a person or to accomplish a legitimate law enforcement objective. Integral components of training programs include verbal commands, de-escalation techniques, and the use of less lethal options. Use of these techniques can help safely diffuse situations that may otherwise escalate and require officers to resort to deadly force. Troopers are made aware that the use of excessive force, regardless of the provocation or action of the offender, will result in administrative sanctions, disciplinary action, and may result in criminal prosecution or civil litigation.

This analysis, required by CALEA, is used internally to help identify trends, improve training and officer safety, and provide timely information for the department to address use of force issues within the community it serves. The information provided is made available for release to the public. The information contained herein was obtained from IAPro, the Computer-Aided Dispatch (CAD) System, the Report Management System (RMS) and E-tix data from within Delta. The IAPro data was compiled from information entered into use of force entries in BlueTeam, which is an online reporting system that MSP began using on January 1, 2015. For any incident where force is used, the trooper who uses force creates a Use of Force Incident Report in BlueTeam and enters their involvement, to include force used and other factors. All reports are forwarded to IAD and ETD through the chain of command for proper analysis and to identify trends and/or possible training needs. The data related to arrests and citizen contacts was obtained from the RMS and CAD.

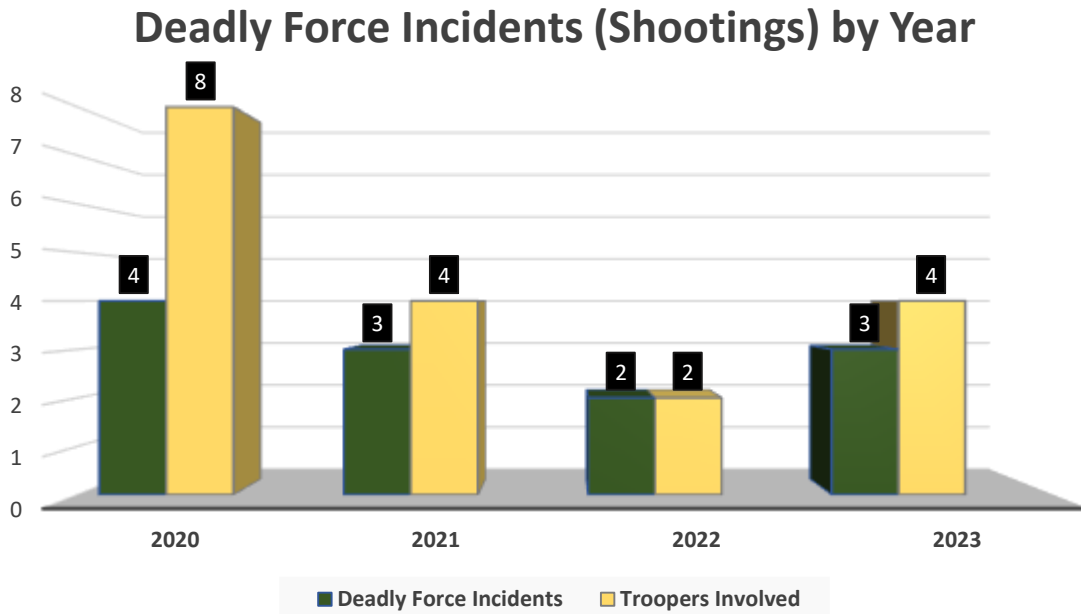
Prior to any analysis being conducted, it is important to understand the difference between an “incident” and a “trooper who used force.” The term “incident” refers to the number of times/situations where either one or more troopers used force against a suspect. At times, a single incident could involve two or more troopers who used force in an incident; this is why the number of “troopers who used force” is greater than the total number of “incidents.”

PART III - OVERVIEW

The following is a list of significant data related to use of force incidents in 2023:

- Troopers reported a total of 251 use of force incidents in 2023 compared to 262 in 2022
- Out of the 251 use of force incidents, 436 troopers used force
- According to the CAD (calls for service) and E-tix (traffic stops), force was used by troopers in .03% of all citizen contacts
- Troopers used force in 2.2% of all arrests (11,665 arrests)
- Troopers with 0-7 years tenure represented 67% of personnel who used force
- The majority of use of force incidents (88%) were reported by barrack personnel
- The Leonardtown (26), North East (19) and Salisbury/Easton (16) Barracks reported the most use of force incidents
- Caucasian, African American and Hispanic suspects accounted for the most use of force incidents at 48%, 45% and 4%, respectively
- 69% of use of force incidents involved males
- In comparison to 2022, troopers who sustained injuries during use of force incidents decreased by 9% from 44 to 40 incidents respectively.
- In comparison to 2022, suspects who sustained injuries during use of force incidents decreased by 36% from 104 to 67 respectively.
- Troopers reported being injured in 9% of all use of force incidents and were treated at a hospital in 2% of the total incidents
- Suspects were injured in 26% of all use of force incidents and were treated at a hospital in 14% of the total incidents
- There were 3 complaints of excessive force involving 3 troopers in 2023, compared to 10 complaints of excessive force involving 11 troopers in 2022. All results are pending.
- Deadly force was used in 3 incidents in 2023, compared to 2 incidents in 2022

Figure 1 - Deadly Force Incidents



Source - IPro, BlueTeam

Figure 1a - Deadly Force Incidents (Shootings)

Year	Number of Incidents	Troopers Involved	Outcome	Conformed to Policy
2020	4	8	All - Justified	All - Yes
2021	3	4	All - Justified	All - Yes
2022	2	2	All - Justified	All - Yes
2023	3	4	1 Justified, 3 Pending	1 Yes, 3 Pending

*Troopers Involved includes only those who discharged their weapon.

Source - IPro, BlueTeam

PART V - COMPLAINTS OF EXCESSIVE FORCE

Figure 2 - Excessive Force Complaints

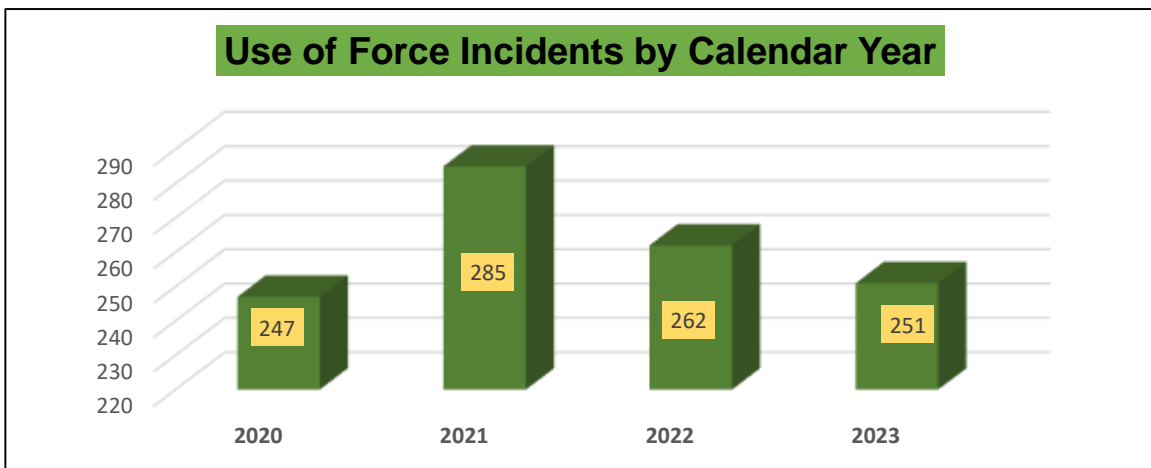
Year	Number of Complaints	Number of Involved Troopers	Outcome
2020	9	18	*8 Unfounded, *3 Exonerated
2021	13	16	11 Unfounded, 1 Exonerated, 1 Sustained
2022	10	11	6 Unfounded, 2 Exonerated, 2 Sustained
2023	3	3	3 Pending

UNFOUNDED if the investigation revealed the allegation did not occur; NON-SUSTAINED if the investigation fails to disclose sufficient information to clearly prove the allegation; or SUSTAINED if the investigation disclosed sufficient information to substantiate the allegation.
 * 2020 had one case that involved 3 troopers; 2 troopers' Excessive Force complaints were Non-Sustained and 1 trooper's complaint was Unfounded.
 *In 2022, the language was updated to "Sustained, Unfounded and Exonerated".

Source - IPro, BlueTeam

PART VI - USE OF FORCE STATISTICS AND INFORMATION

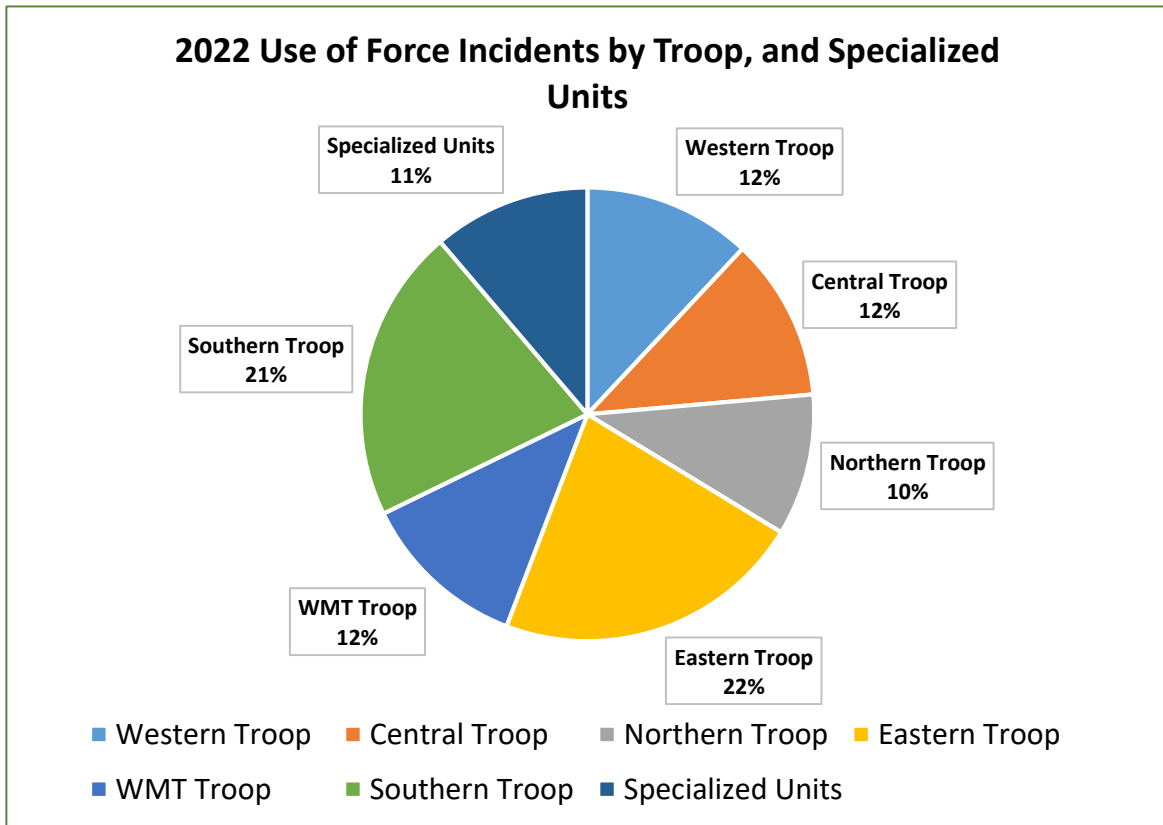
Figure 3 - Summary of Use of Force Incidents by Calendar Year



Source - IPro, BlueTeam

USE OF FORCE STATISTICS AND INFORMATION (CONTINUED)

Figure 4 - Use of Force Incidents by Troop and Units



Source - IAPro, BlueTeam

USE OF FORCE STATISTICS AND INFORMATION (CONTINUED)

Figure 4a - Use of Force Incidents by Barrack or Unit

	2020	2021	2022	2023
Barracks				
Barrack A – Waterloo	9	8	5	2
Barrack B – Frederick	8	9	10	14
Barrack C – Cumberland	5	9	7	9
Barrack D – Bel Air	6	14	8	7
Barrack E – Salisbury	13	22	12	16
Barrack F – North East	21	17	17	19
Barrack G – Westminster	12	12	10	15
Barrack H – La Plata	3	4	5	5
Barrack I – Easton	15	20	16	16
Barrack J – Annapolis	6	5	12	8
Barrack L – Forestville	18	8	10	13
Barrack M – JFK Highway	8	7	5	2
Barrack N – Rockville	5	8	13	8
Barrack O – Hagerstown	3	12	7	5
Barrack P – Glen Burnie	7	5	10	6
Barrack Q – College Park	11	4	8	11
Barrack R – Golden Ring	9	14	10	15
Barrack S – Centreville	15	10	9	10
Barrack T – Leonardtown	23	33	32	26
Barrack U – Prince Frederick	22	22	19	11
Barrack V – Berlin Barrack	8	12	4	13
Barrack W – McHenry	2	2	5	4
Barrack X – Princess Anne	5	9	5	5
BARRACK SUBTOTAL	234	266	239	240
Other Units	30	37	43	30
TOTAL	264	303	282	270
	**There were 19 incidents in which personnel from 2 or more installations were involved in the same incident. (270-19= 251 incidents)			

Source - IAPro, BlueTeam

USE OF FORCE STATISTICS AND INFORMATION (CONTINUED)

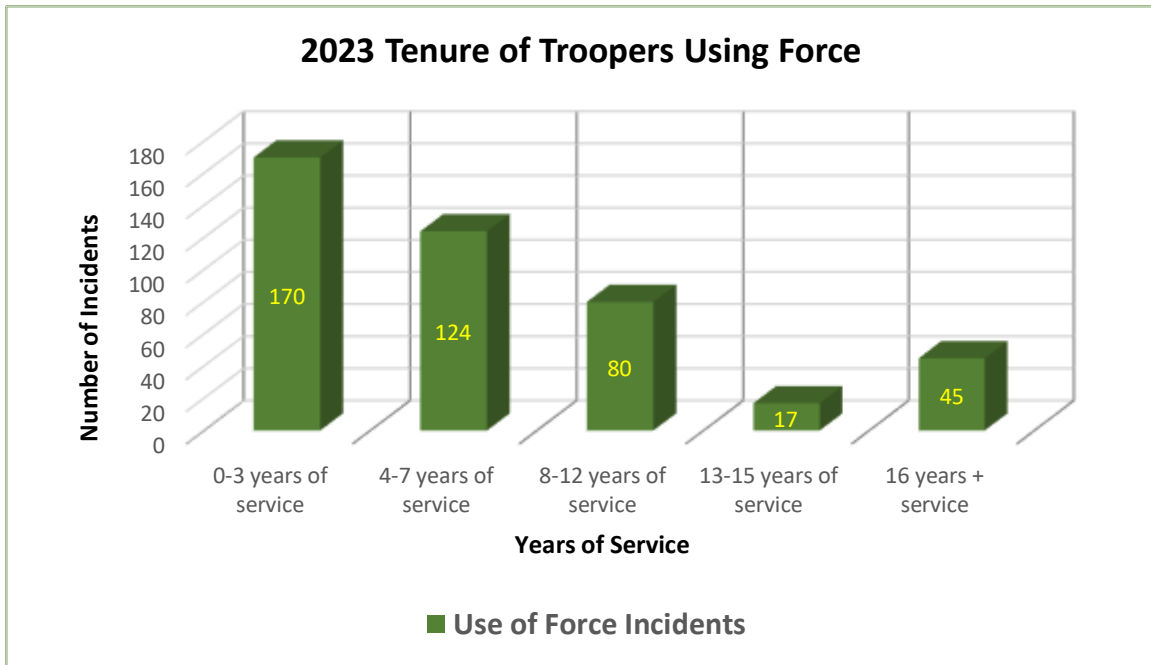
Figure 5 - Type of Force Used

TYPE OF FORCE USED BY TROOPERS	
Type of Force (Options after July 1, 2022)	Total
Chemical Agent(s)	6
Impact Weapon - MEB	3
Physical Contact that Includes Control Techniques	424
Physical Strike (Other than MEB)	10
Takedown	101
Violent Prisoner Restraining Device	19
Intentional K-9 Bites	0
Ramming of Suspect's Vehicle	0
Electronic Control Weapon	0
	**A trooper, or multiple troopers, may use more than one type of force during an incident accounting for the disparity in number of incidents to types of force used.

Source - IPro, BlueTeam

USE OF FORCE STATISTICS AND INFORMATION (CONTINUED)

Figure 6 - Tenure of Troopers Using Force



Source - IPro, BlueTeam

Figure 6a - Tenure of Troopers Using Force

	2020	2021	2022	2023
Years as a Trooper	Number	Number	Number	Number
0 to 3 year	159	186	169	170
4 to 7 years	120	118	108	124
8 to 12 years	76	82	77	80
13 to 15 years	31	34	28	17
16 + years	23	40	49	45
Total Number of Troopers	409	460	431	436
The numbers account for every trooper that reported using force.				

Source - IPro, BlueTeam

USE OF FORCE STATISTICS AND INFORMATION (CONTINUED)

Figure 7 - Reason for Use of Force

REASON FOR USE OF FORCE				
Reason Force was Used	1st Trimester	2nd Trimester	3rd Trimester	Reason Force was Used Totals
Prevent imminent threat of physical injury to a person	20	29	21	70
Accomplish a legitimate law enforcement objective	139	121	106	366
			TOTAL # OF TROOPERS	436

Source - IAPro, BlueTeam

Figure 8 - Use of Force by Day of Week (251 total Incidents)

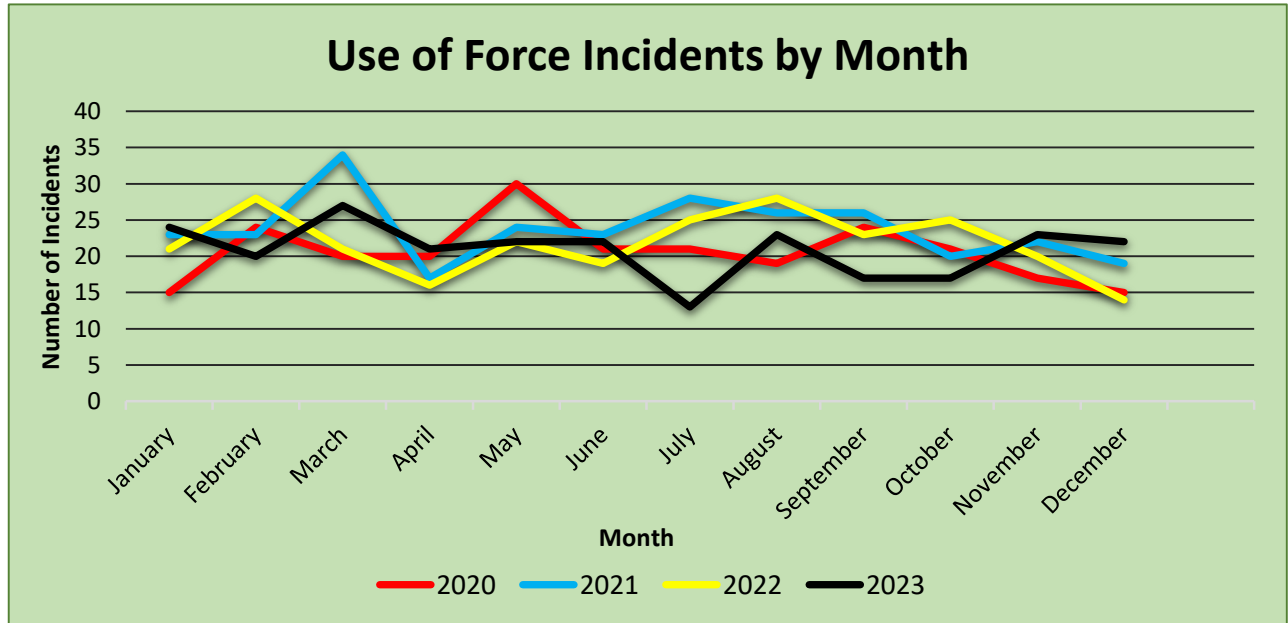
Day of Week	2020		2021		2022		2023	
	Number	% Change*	Number	% Change*	Number	% Change*	Number	%Change*
Sunday	52	8%	45	-13%	31	-31%	43	38%
Monday	32	-26%	37	16%	37	0%	25	-32%
Tuesday	20	-39%	34	70%	35	3%	31	-11%
Wednesday	27	-7%	45	67%	29	-36%	32	10%
Thursday	31	-24%	31	0%	47	52%	34	-28%
Friday	44	63%	43	-2%	37	-14%	51	38%
Saturday	41	11%	50	22%	46	-8%	35	-24%

*The percent change is based on the previous year's total number.

Source - IAPro, BlueTeam

USE OF FORCE STATISTICS AND INFORMATION (CONTINUED)

Figure 9 - Use of Force Incidents by Month



Source - IPro, BlueTeam

Figure 9a - Use of Force Incidents by Month

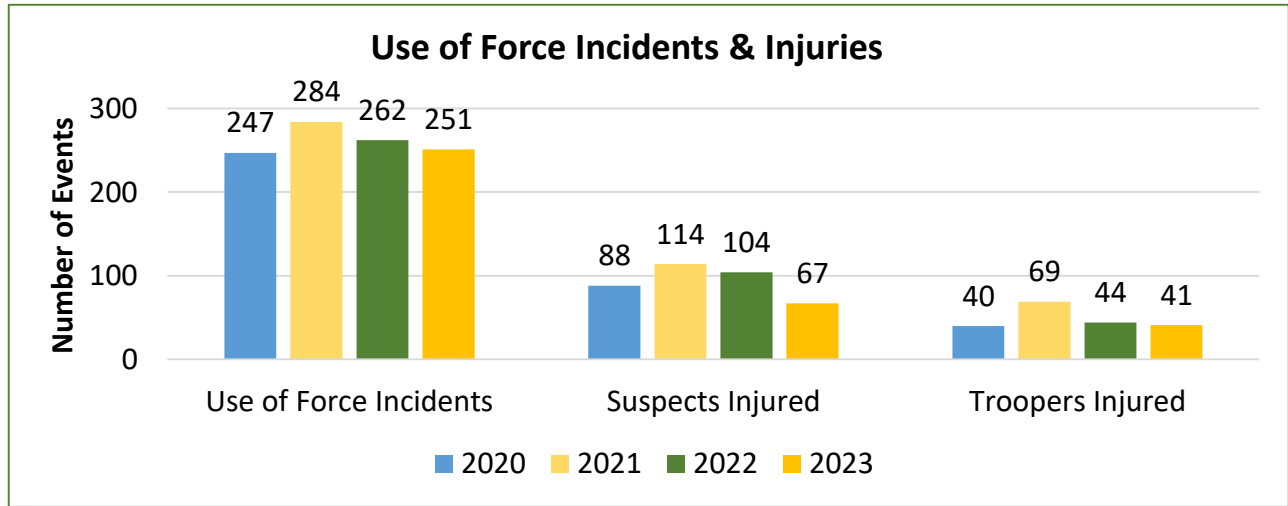
Month	2020		2021		2022		2023	
	Number	% Change*	Number	% Change*	Number	% Change*	Number	%Change*
January	15	-40%	23	53%	21	-9%	24	14%
February	24	14%	23	-4%	28	22%	20	-29%
March	20	54%	34	70%	21	-38%	27	29%
April	20	-39%	17	-15%	16	-6%	21	31%
May	30	11%	24	-20%	22	-8%	22	0%
June	21	11%	23	10%	19	-17%	22	16%
July	21	0%	28	33%	25	-11%	13	-48%
August	19	12%	26	37%	28	8%	23	-17%
September	24	20%	26	8%	23	-12%	17	-26%
October	21	-13%	20	-5%	25	25%	17	-32%
November	17	-35%	22	29%	20	-9%	23	15%
December	15	25%	19	27%	14	-26%	22	57%

The 2023 numbers are based on the 251 total incidents.
*The percent change is based on the previous year's total number.

Source - IPro, BlueTeam

USE OF FORCE STATISTICS AND INFORMATION (CONTINUED)

Figure 10 - Injury to Trooper / Suspect



Source - IPro, BlueTeam

Figure 10a - Injury to Trooper

Year	Total Incidents	# of Incidents Where a Trooper was Injured	Medical Treatment	
			Taken to Hosp.	Not Taken to Hosp.
2020	247	40	9	31
2021	285	70	18	52
2022	262	44	11	33
2023	251	40	9	31

Source - IPro, BlueTeam

Figure 10b - Injury to Suspect

Year	Total Incidents	# of Incidents Where a Suspect was Injured	Medical Treatment	
			Taken to Hosp.	Not Taken to Hosp.
2020	247	88	52	36
2021	285	114	51	63
2022	262	104	58	46
2023	251	67	37	30

In 2023 there were 70 incidents where a suspect had no injury but was taken to the hospital. An increase of 52% from 2022.

Source - IPro, BlueTeam

Use of Force Statistics and Information (Continued)

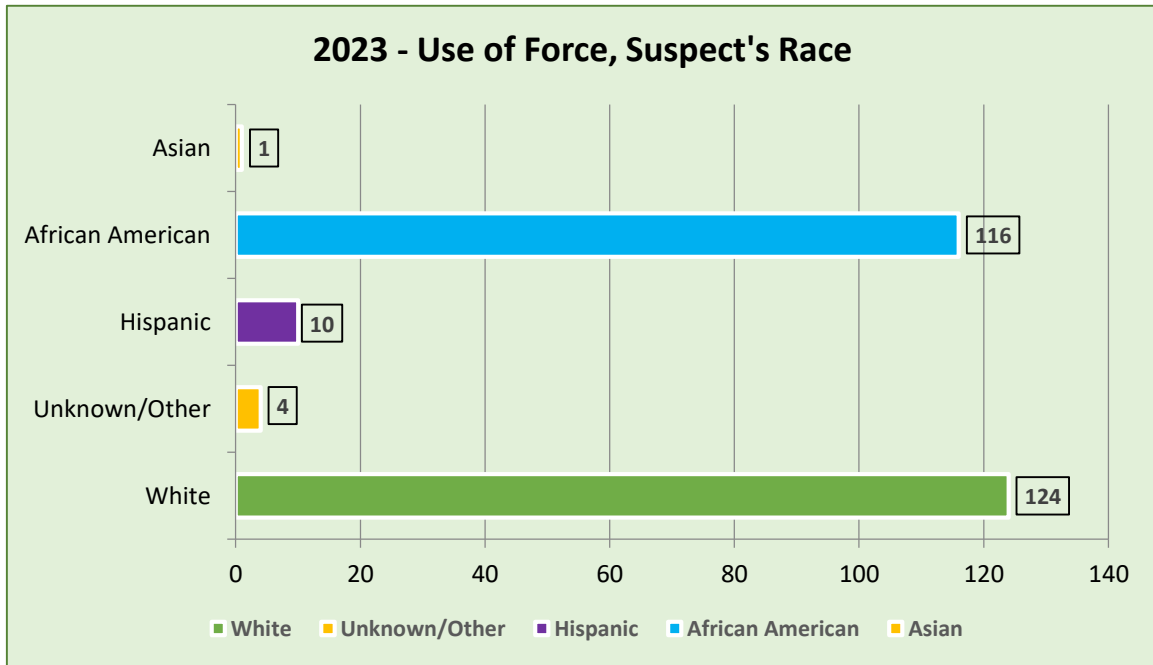
Figure 11 – Suspect’s Gender

	2020		2021		2022		2023	
	Number	% Change	Number	% Change	Number	% Change	Number	% Change
Male	197	-2%	210	7%	198	-6%	178	-10%
Female	53	-12 %	78	47%	68	-13%	77	13%
Unknown / Other	0	N/A	0	N/A	0	N/A	0	0
TOTAL	250		288		266		255	

In 2023, there were 2 incidents where force was used on 2 separate citizens and 1 incident where force was used on 3 separate suspects. (255-4 = 251 total incidents).

Source - IAPro, BlueTeam

Figure 12 - Suspect’s Race



Source - IAPro, BlueTeam

Use of Force Statistics and Information (Continued)


Figure 12a - Suspect's Race

	2020		2021		2022		2023	
	Number	% Change	Number	% Change	Number	% Change	Number	% Change
Asian	5	67%	1	-80%	2	100%	1	-50%
African American	121	6%	135	12%	121	-10%	116	-4%
Hispanic	18	100%	16	-11%	17	6%	10	-41%
Unknown /Other	1	0%	5	400%	5	0%	4	-20%
White	105	-21%	131	25%	121	-8%	124	-2%
TOTAL	250		288		266		255	-4%

In 2023, there were 2 incidents where force was used on 2 separate citizens and 1 incident where force was used on 3 separate suspects. (255-4 = 251 total incidents).

Source - IPro, BlueTeam

Figure 13 - Use of Force 2023 Statistical Comparisons



Source - Incidents vs. Arrests: Report Management System (RMS)
 Source - Incidents vs. Calls for Service: Computer Aided Dispatch (CAD)

Part VII - USE OF FORCE LITIGATION AND OUTCOMES

The Office of Legal Counsel (OLC) advised there are no pending lawsuits resulting from use of force incidents in 2023. However, that number is subject to change as litigants have three years to file a tort claim.

PART VIII - RESPONDING TO MEDIA AND COMMUNITY GROUPS

The Office of Media Communications (OMC) remains engaged with media and community groups. The OMC issues news releases regarding each deadly force incident. The releases are provided to the media, distributed to those citizens who have signed up to receive posted on the MSP website. The OMC and the Public Information Act coordinator also receive requests regarding policies, training and accountability.

The Independent Investigations Division (IID) investigates all police-involved incidents that result in the death of an individual or injuries that are likely to result in the death of an individual occurring in the State of Maryland. The IID was created by the Maryland General Assembly in the spring of 2021 as part of a large package of police accountability and reform bills. The IID has jurisdiction over incidents that have occurred since October 1, 2021. In 2023 the General Assembly expanded the IID's authority to include prosecution.

Throughout the State, barrack commanders and staff meet with various community organizations to share information and build relationships. Occasionally, MSP personnel are asked about local incidents and/or national events where police officers employed force. The community involvement affords law enforcement an opportunity to help citizens increase their knowledge and understanding about the complex nature of police work, including use of force incidents.

PART IX - USE OF FORCE REVIEW COMMITTEE

The Use of Force Review Committee is comprised of the Use of Force Committee chairman, the commander of the IAD, a representative from the Support Services Bureau (SSB), the Commander of the ETD, a member of the ETD's Physical Skills Unit, and an Assistant Attorney General assigned to the OLC. The Committee reviews current policies and trends related to use of force.

PART X - DEADLY FORCE REVIEW COMMITTEE

The Deadly Force Review Committee is designed to provide the Superintendent with a recommended duty status for trooper(s) who use force resulting in a life-threatening injury or death. The Committee is comprised of the Chief of Staff, all bureau chiefs, the ETD commander, and the Human Resources Division (HRD) commander.

PART XI - COMPLIANCE WITH POLICY

A review of the 251 use of force incidents in 2023 revealed that out of the 436 troopers who used force, 433 were found justified and in conformance with the MSP use of force policy. There are still 3 incidents pending review.

PART XII - SUMMARY

The use of force rate has remained relatively consistent over the last three years. In 2022, use of force was applied in .03% of all contacts (calls for service and traffic stops) and in 2.2% of all arrests. This data reflects that, for the overwhelming majority of contacts and arrest situations, troopers are rarely required to use force to resolve a situation safely. When use of force was necessary, the data reflects troopers most often used soft open hand techniques or physical contact that includes control techniques.

The MSP is committed to ensuring the safety of the public, its troopers, and to making Maryland a safer place to live, work and visit. The information gleaned in this report suggests troopers are using force in compliance with the law and MSP policy.

PART XIII - RECOMMENDATIONS

1. The department will continue to review its' current use of force policy and compare it to best practices, policy and recommendations of the International Association of Chiefs of Police and other law enforcement agencies.
2. The department will remain committed to community involvement by building upon the foundation of public trust, confidence, and mutual respect amongst troopers and the communities they serve and protect.
3. In February of 2022, the department successfully procured Body Worn Cameras (BWC). to comply with the state mandated deadline of July 2023. Body Worn Cameras totaled 1116 units distributed between the Field Operations, Criminal Investigative and Support Services Bureaus along with specialized units.
4. In 2024, the Department will purchase "Axon Taser 10" less-lethal, conducted energy devices for the Field Operations Bureau. This device will work in conjunction with the Axon Body Worn Camera, creating a more comprehensive account of a use of force incident.